



EVOLUTION  
EVOLUTION *Plus*  
**Fast-Build Walk-Ins**  
with optional **antibacterial coating**




Highly competitive overall cost  
Industry leading energy efficiency  
Fastest, easiest assembly available



The revolution in walk-in cooler & freezer construction






Example EVOLUTION PU 120 Configuration

## The **EVOLUTION** Advantage: A superior Walk-In from a Fast-Build

Brucha is pleased to introduce EVOLUTION, a new “off-the-shelf” walk-in cooler and freezer solution. With simple, easy-to-install basic configurations and a full compliment of options, EVOLUTION will revolutionize your approach to walk-ins. EVOLUTION – is your solution!

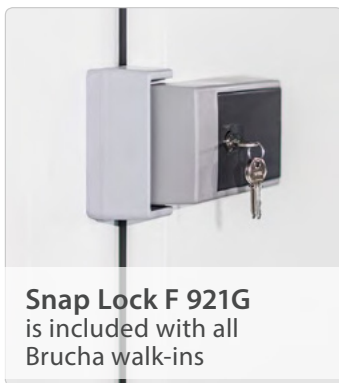
- Extremely fast assembly and easy dismantling. Industry leading energy efficiency.
- Competitive over all cost, with low assembly cost.
- Standard grid dimensions of 200 mm squares, with custom dimensions available on request.
- Superior metals and surface quality.
- Self-centering tongue and groove connections.
- Corrosion-protected hook assembly.
- Rising hinges ensure minimum abrasion of the door seals.
- Locked hook assemblies spaced 400 mm apart result in an especially sturdy structure.




**Hexa Grip floor**  
Surface coated plywood with an hexagonal imprint; anti-slip class R11



**Stainless steel floor**  
Bulb plate + multiplex board; anti-slip class R11 (R12 available at extra cost)



**Snap Lock F 921G**  
is included with all Brucha walk-ins



**Brucha hinges**  
highest quality materials and advanced designs

### Technical Specifications

### **EVOLUTION** Standard PU 120 model

<b>Insulation thickness in (mm)</b>	120, custom thickness available on request
<b>U-value W/m<sup>2</sup>K</b>	0.17
<b>Door leaf thickness (mm)</b>	100, custom dimensions available upon request
<b>Connections</b>	Self-centering tongue and groove connection, with locked hook assemblies spaced at 400 mm
<b>Corners</b>	Foamed corner connection
<b>Grid dimensions (mm)</b>	<b>Standard grid for units under 3,000:</b> 200 length by 200 width <b>Standard grid for units over 3,000:</b> 200 length by 400 width
<b>Interior height options (mm)</b>	2,200 / 2,400 / 2,600, custom dimensions available upon request
<b>Interior &amp; Exterior Surface</b>	Gauge steel, 0,6 mm, RAL 9010 Pure White, with aluminium zinc coating for superior corrosion protection, food grade quality certified
<b>Door dimensions (mm)</b>	Clear span 1000/2000 including mount for door contact switches
<b>Door handle</b>	Snap Lock F 921G
<b>Flooring</b>	Surface load approx. 2,000 kg/m <sup>2</sup> , R11: Hexa Grip 9 mm, Stainless steel 0.8 mm Surface load approx. 3,000 kg/m <sup>2</sup> , R11: Stainless steel 1.5 mm
<b>Models without floor</b>	U-beams steel 0,6 mm RAL 9010
<b>Pressure compensation valve</b>	Heated, included in all walk-in units

# EVOLUTION Plus

## Options & add-ons:

<b>Antibacterial coating 140 µm, PVC</b>	Foodsafe-certified
<b>Interior surface stainless steel 1.4301</b>	duplo (brushed) 0.7 mm
<b>Custom dimensions 50 mm</b>	differing from standard grids
<b>Ventilation or compensation plates</b>	6 plates per m <sup>2</sup> necessary
<b>LED lighting up to - 30 °C</b>	for walk-ins up to 2,600 x 2,600 mm
<b>Heating for hinged freezer doors</b>	up to a size of 1,200/2,200 mm
<b>Flat reed door contact with time lag function</b>	turns lights on when door is opened.
<b>Access ramp aluminium 3.0 mm</b>	for doors up to a size of 1,200/2,200 mm
<b>Options for door sizes:</b>	Width: 800, 900 and 1.000 mm, height: 1,900, 2,000, 2,100 and 2,200 mm, additional door sizes available upon request
<b>Additional door in one of the following sizes:</b>	Width: 800, 900 and 1.000 mm, height: 1,900, 2,000, 2,100 and 2,200 mm, additional door sizes available upon request
<b>Frost heave prevention heating</b>	incl. temperature sensor, back-up circuit and control cabinet
<b>Emergency call equipment</b>	includes a push button, warning lights and a siren
<b>Floor U beams stainless steel</b>	0.7 mm
<b>Floor option</b>	Hexa Grip 18 mm, surface load approx. 3,000 kg/m <sup>2</sup> - anti slip class R11
<b>Strip curtain incl. galvanised mounting rail</b>	for doors up to a height of 1,200/2,200 mm for walk-ins, other sizes available upon request
<b>PVC impact protection</b>	size 120/25 mm



All quoted sizes are **inside dimensions**.

# EVOLUTION and EVOLUTION Plus

Fast-Build Walk-Ins with optional antibacterial coating



The revolution in walk-in cooler & freezer construction



Ostman Thermal Ltd Unit 5 Enterprise Greenhouse,  
Salisbury Street, St. Helens, Merseyside, WA10 1FY

[www.ostmanthermal.com](http://www.ostmanthermal.com)  
[info@ostmanthermal.com](mailto:info@ostmanthermal.com)  
Tel: +44(0)1744 747580