

Acoustic facade FP-A

Concealed mounting

Standard DESIGN AND SURFACES

Coil-coated, hot-dip galvanised steel sheet

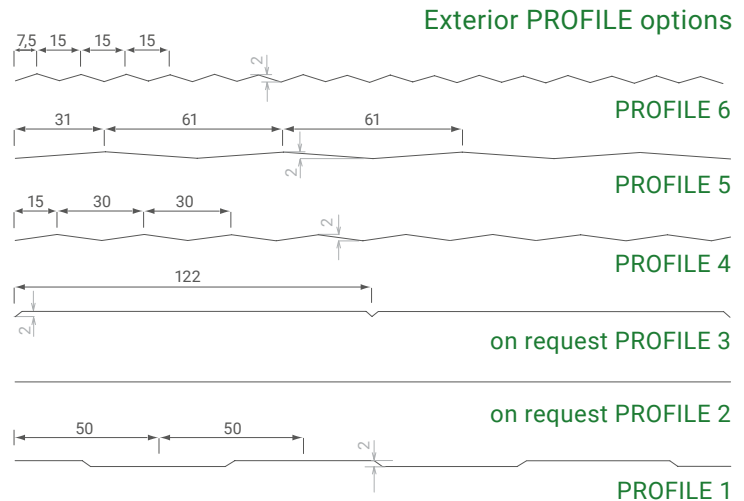
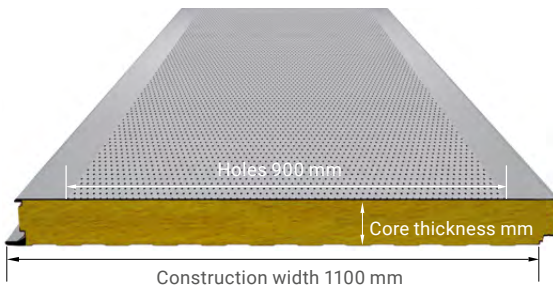
EXTERIOR:	<ul style="list-style-type: none">Exposed side 25 µm polyester coating with a PVC protective film (protects against solar radiation). The film must be removed no later than 10 weeks after the production date (visible on the longitudinal joint of the panel).Profile 5 = Standard, for other profiles see FP-A profilesMetal gauge: 0.6 mm (smaller metal gauge on request)
INTERIOR:	<ul style="list-style-type: none">Exposed side 25 µm polyester coating with a PVC protective film (protects against solar radiation). The film must be removed no later than 10 weeks after the production date (visible on the longitudinal joint of the panel).Profile 2Hole proportion: 32.5%Bore diameter: 3 mm round bore, offset (5 mm distance)Holes: DIN RV 3-5 (R3T5) (730-000)Metal gauge: 0.6 mm (smaller metal gauge on request)
INSULATION CORE:	<ul style="list-style-type: none">Structural, web-oriented mineral fibre woolSecurely attached to the sheet steel shellDensity approx. 120 kg/m³, 140 kg/m³ available on requestMat: glass fibre mat SM60/10 as trickle protection
FIRE BEHAVIOUR:	<ul style="list-style-type: none">In accordance with EN 13501-1, Euroclass A2s1d0, non-combustible
STANDARDFARBEN:	<ul style="list-style-type: none">In accordance with BASIC colour range
PANEL CONNECTION:	<ul style="list-style-type: none">Tongue and groove system in which the special labyrinth profile allows the screw head to be countersunk and fully covered by the next panel – covered, concealed mounting.
VAPOUR DIFFUSION:	<ul style="list-style-type: none">For use as an exterior wall in heated buildings - due to the vapour-permeable inside cover - it is mandatory to obtain technical clarification from a building physicist in advance.
PANEL INSTALLATION:	<ul style="list-style-type: none">When working with our products, please follow our installation guidelines at www.brucha.com/downloads.

BRUCHA[®]Panel

NOISE PROTECTION

Acoustic facade FP-A

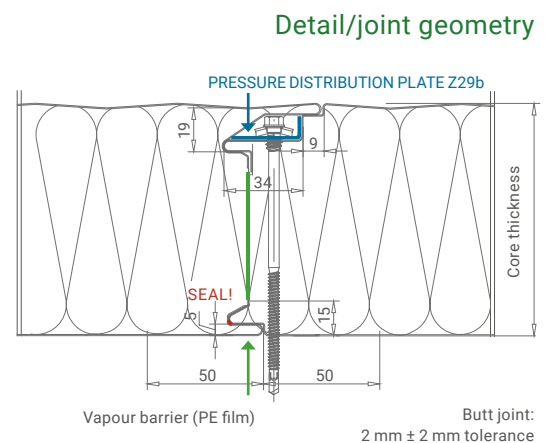

Concealed mounting



Panel type	FP-A 60	FP-A 80	FP-A 100	FP-A 120	FP-A 140	FP-A 150	FP-A 160	FP-A 180	FP-A 200	FP-A 240
Core thickness mm	60	80	100	120	140	150	160	180	200	240
U value W/m ² K - EN 12667 including joint section	0.62	0.48	0.39	0.33	0.28	0.26	0.25	0.22	0.20	0.17
U value W/m ² K - EN 14509 including joint section	0.67	0.51	0.42	0.35	0.30	0.28	0.27	0.24	0.22	0.18
Weight kg/m ²	17.8	20.2	22.6	25.0	27.4	28.6	29.8	32.1	34.6	39.3
Fire resistance*	-	EI 60	EI 90	EI 120	EI 120	EI 120	EI 120	EI 120	EI 120	EI 120

*Certificates must be checked for the usage case in question (horizontal/vertical/span width etc.).

Manufacturing tolerances:	In line with EN 14509
Manufacturing lengths:	Max. 15.6 m (extra-long transport from 13.6 m) ATTENTION! Danger of kinking due to heavy weight in the case of long panels!
Sound absorption coefficient α_w:	0.85 in line with test report MA39-VFA 2008-0448.01
Sound reduction index R_w dB:	~ 32
Sound-absorber class:	B
Approval:	Based on General building inspection approval Z-10.49-610



Typesetting and print errors and changes for quality improvement excepted.